

# 'Sense of Place' Experimental Drawing Lesson

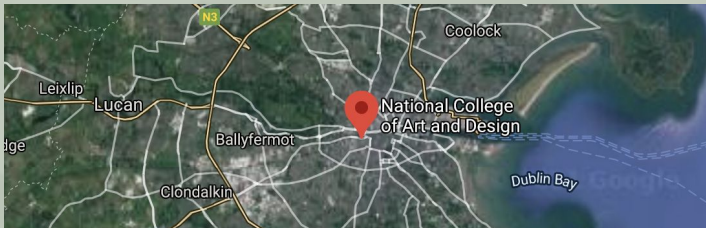


*with Katie Kenny and NCAD*



# NCAD DUBLIN

National College of Art and Design



BA Fine Art, Sculpture  
and Expanded Practice  
2017 - 2019



Professional Master  
of Education in  
Art and Design  
2019 - 2021



# Education - NCAD

BA Fine Art,  
Sculpture and  
Expanded  
Practice  
2017 - 2019



Professional  
Master of  
Education  
In Art and  
Design  
2019 - 2021

## Examples of work (created in NCAD)



'The Unconventional Shed' - NCAD Degree Show, 2019




'Will You Walk With Us?' - Change Lab, group project, 2020

## Drawing Lesson details

**Theme:** Certain places, objects, memories and photographs hold special meaning to people. Today we will be observing and documenting primary sources objects that relate to the theme Sense of Place.

**Activity:** Together we will learn different drawing techniques and styles. Blind, continuous, overlapping and mark making drawings.

**Materials:** Pens, pencil and different types of paper.



BLIND DRAWING:  
LOOKING AT RUSTY AREAS.  
BY [unclear]

## Materials list



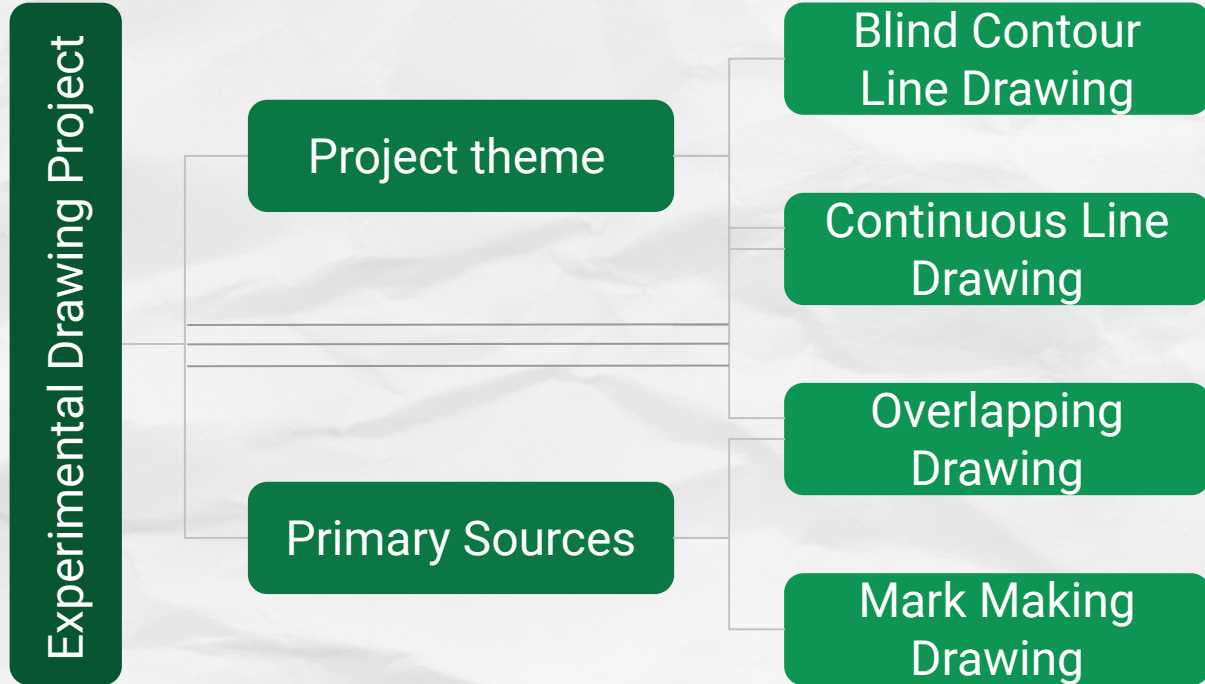
## Materials needed:

Pens  
Pencils  
Markers  
Crayons  
Colouring Pencils  
Etc.

White/ coloured paper  
Lined paper  
Brown paper  
Recycled paper  
Newspaper  
Baking paper  
Wrapping paper  
Etc.

Primary source - object, photo

# Drawing Process



# Sense of Place

## **Unpacking the theme:**

Where do you feel comfortable, safe and content?

What are your interests/ hobbies/ favourite subject?

Does your pet make your home your sense of place?

Is your friends or family important to you?

Is the outdoors your sense of place?

## **Key words:**

Home, Abroad, Belonging, Friends, Family, Culture, Identity, Buildings, Trinkets, Objects, Clothing, Hobbies, Animals, Sport, Art

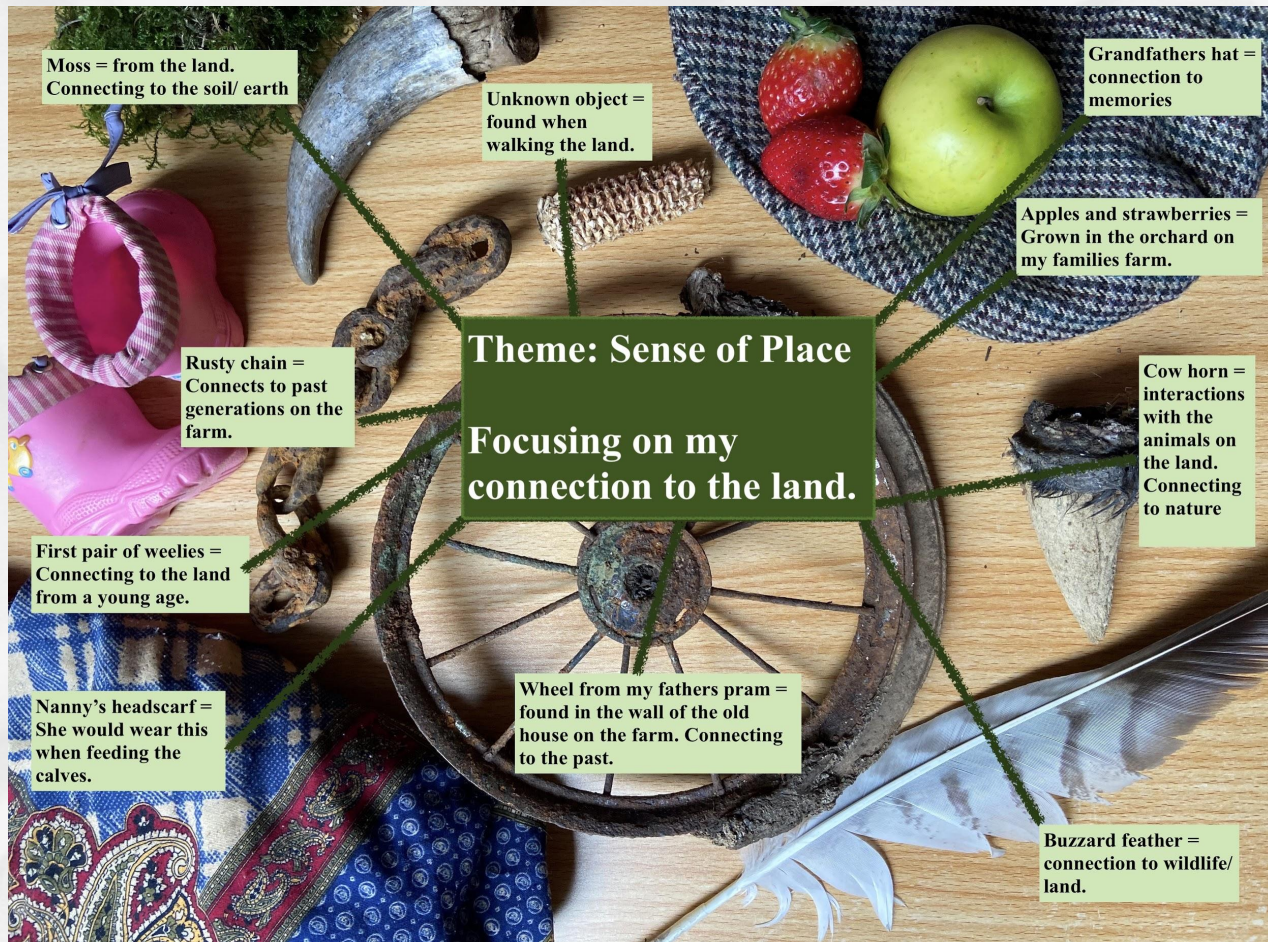
# Primary Sources

## What are Primary Sources?

- They provide a first hand account of an event (memory/ story).
- Personal items that mean something to you.

## Why do we use Primary Sources?

- Engage in the world around use.
- Take ownership of our work, make projects personal and unique.





**Question** what your sense of place is. Is it your bedroom or the outdoors. Is it your hobbies, sports or art? Or, is it interacting with friends and family?



# **Sense of Place**

**Experimental Drawing Activity**

# Drawing activity 1 - Blind Contour Line Drawing - Visual Aids



# Blind Contour Line Drawing



Practice observing your primary source.

Look at the object instead of the page.



Contour means drawing the outline of the object.

The outline is the shape or form of the object.



Line is a moving dot. Line is used to describe the object, the outline and the detail in the centre.



Drawing is the skill of producing an picture on paper using lines and mark making.

# Drawing activity 1 - Blind Contour Line Drawing - Support Studies



Artist:  
Ian Sklarsky

*“ My art simply shows that there aren't any wrongs, it's the enjoyment of figuring out how to get from point A to point B with one line without looking and creating what you see.”*

- Ian Sklarsky

# Drawing activity 1 - Blind Contour Line Drawing - Support Studies

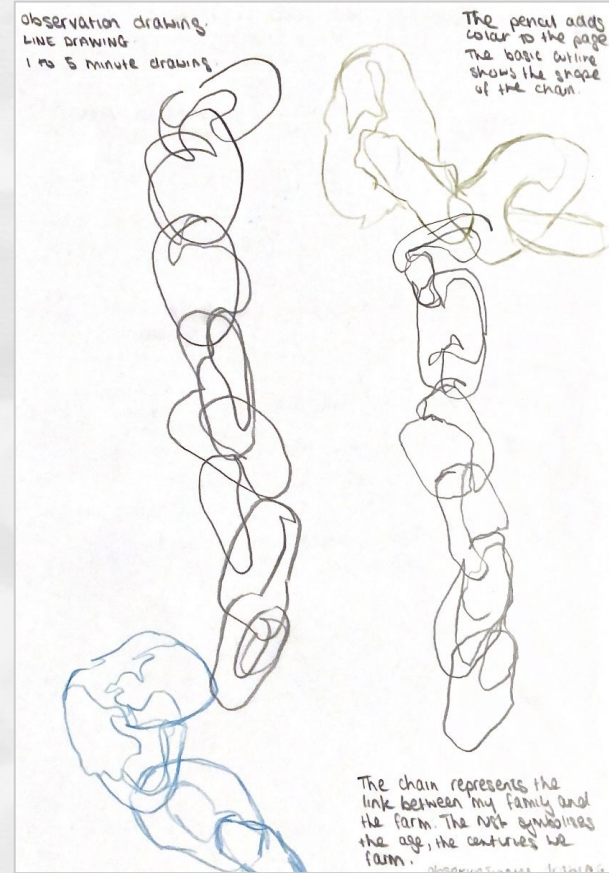
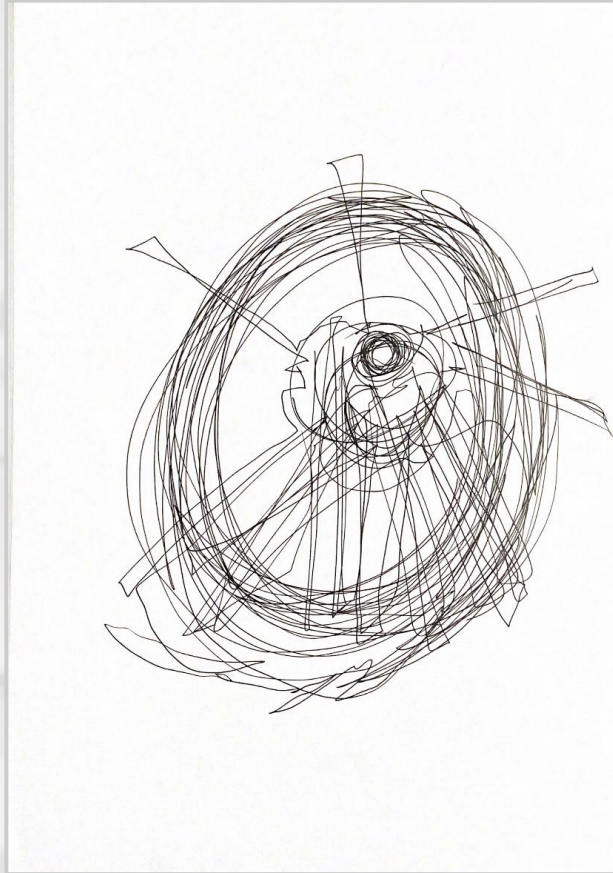



Artist:  
Austin Kleon

# Drawing activity 1 - Blind Line Contour Drawing - Video Demonstration



# Drawing activity 2 - Continuous Line Drawing - Visual Aids



## Drawing activity 2 - Continuous Line Drawing - Support Studies



Artist:  
Julie Brunn



# Continuous Line Drawing



The **line** in a **continuous line drawing** is unbroken from the beginning to the end.

Practice observing your primary source.

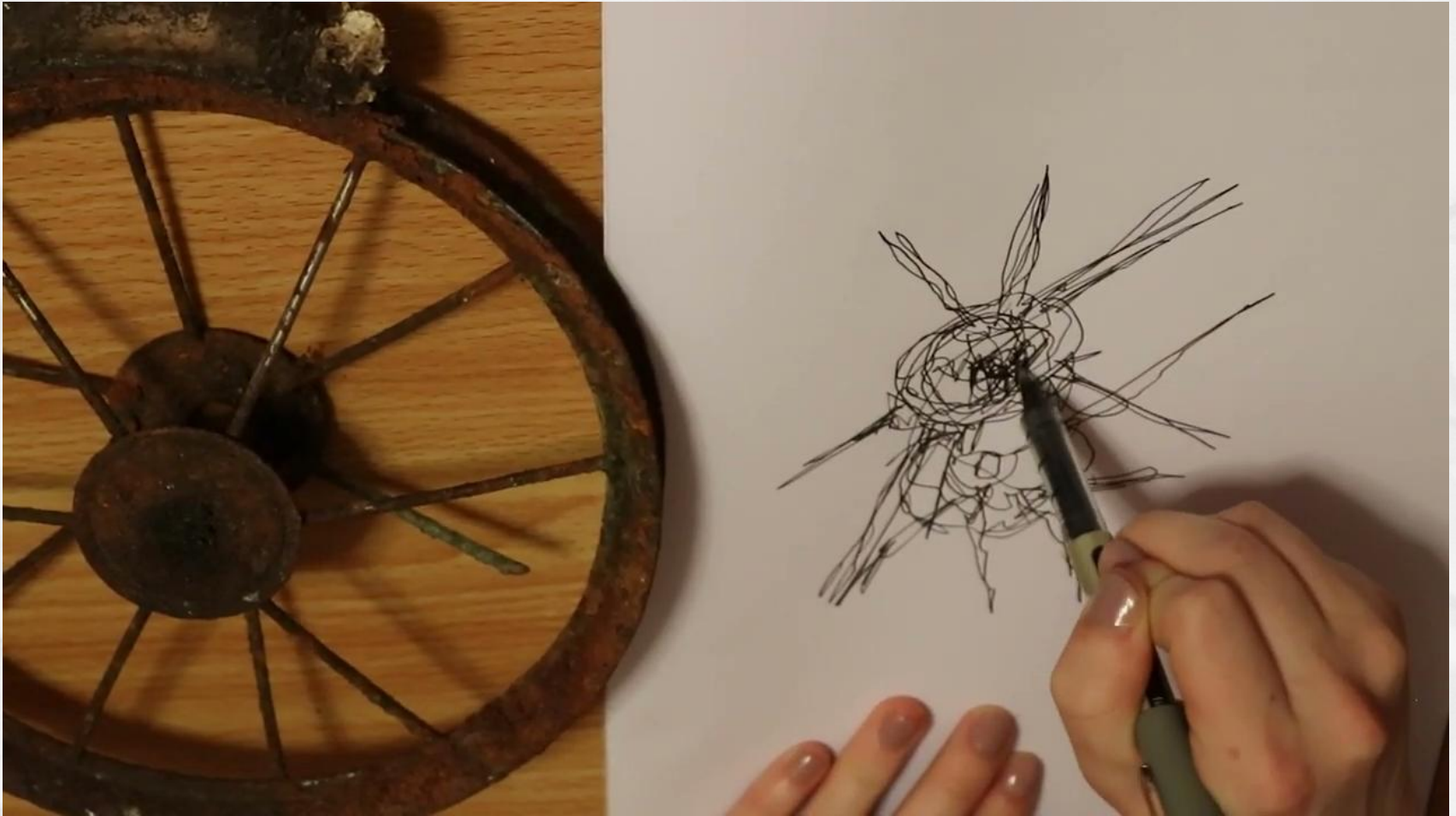


Line is a moving dot. Line is used to describe the object, the outline and the detail in the centre.




Drawing is the skill of producing an picture on paper using lines and mark making.

## Drawing activity 2 - Continuous Line Drawing - Video Demonstration



## Drawing activity 3 - Overlapping Drawing - Visual Aids



## Drawing activity 3 - Overlapping Drawing - Support Studies



Artist:  
Clara Luna

# Overlapping Drawing



One drawing overlaps another drawing.


Mix drawing styles, like blind contour line drawing and continuous line drawing.

Experiment with different drawing materials.

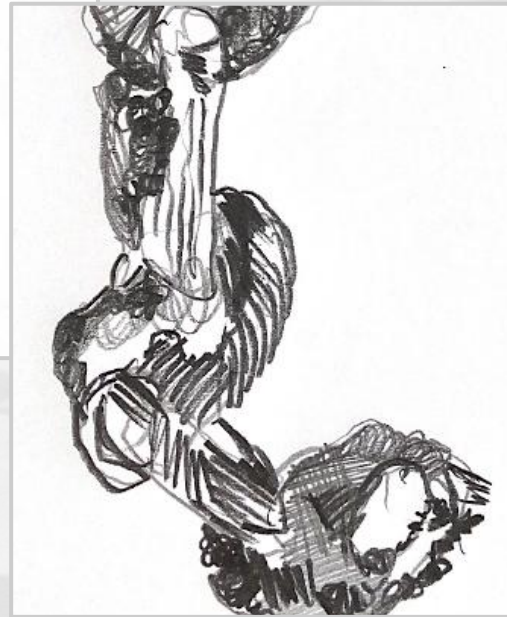




Drawing is the skill of producing an picture on paper using lines and mark making.

# Drawing activity 3 - Overlapping Drawing - Video Demonstration



# Drawing activity 4 - Mark Making Line Drawing - Visual Aids



# Mark Making Line Drawing



The creation of different patterns, lines, textures and shapes. It can be loose and gestural or controlled and neat.

Practice observing your primary source.



Line is a moving dot. Line is used to describe the object, the outline and the detail in the centre.



Drawing is the skill of producing an picture on paper using lines and mark making.



# Drawing activity 4 - Mark Making Line Drawing - Resource

## Line and linear drawing

**LINE**  
(línea)

**LONG** (largo)  
**SHORT** (corta)

**CURVED** (curva)

**BROKEN** (quebrado)

**THICK** (grueso)

**HORIZONTAL** (horizontal)

**WAVY/CURLY** (ondulado)

**THIN** (delgado)

**VERTICAL** (vertical)

**DOTTED** (línea de puntos)

**PERPENDICULAR** (perpendicular)

**ZIG-ZAG** (zig-zag)

**JAGGED** (zig-zag)

**PARALLEL** (paralelas)

**DIAGONAL** (diagonal)

**STRAIGHT** (derecho)

**TAPERED** (termina en punta conico)

**VARIED** (variadas)

**SPIRAL** (espiral)

<b>Continuous</b>	<b>Broken</b>	<b>Loops</b>	<b>Ragged</b>	<b>Scribbled</b>
<b>Dots</b>	<b>Dashes</b>	<b>Rhythmic</b>	<b>Rhythmic</b>	<b>Lines/dots</b>
<b>Diagonal</b>	<b>Diagonal</b>	<b>Cross-hatching</b>	<b>Cross-hatching</b>	<b>Cross-hatching</b>
<b>Broad arcs</b>	<b>Directional</b>	<b>Sharp</b>	<b>Interlocking</b>	<b>Ripples</b>

<b>Line</b>	<b>Lines in different directions</b>
<b>Broken Lines/ Dashes</b>	<b>Stippling/ Dots</b>
<b>Scribbles</b>	<b>Wavy/ Curvy Lines</b>
<b>Hatching</b>	<b>Cross Hatching</b>

# Drawing activity 4 - Mark Making Line Drawing - Video Demonstration

